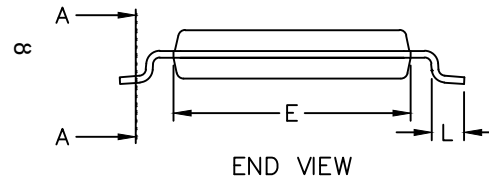
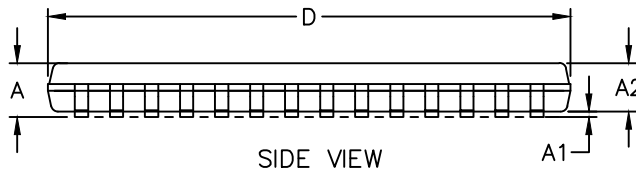
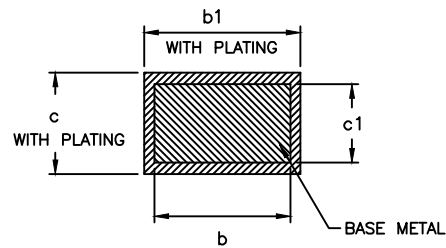


COMMON DIMENSIONS			
DIM	MIN	NOM	MAX
A	-	-	1.10
A1	0.05	-	0.15
A2	0.85	-	0.95
b	0.22 REF.		
b1	0.19	-	0.30
c	0.09	-	0.20
c1	0.127 REF.		
D	9.60	-	9.80
E	4.30	-	4.50
e	0.65 BSC		
H	6.25	-	6.55
L	0.50	-	0.70
X	3.00	3.25	3.35
Y	2.49	2.74	2.84
∞	0	-	8
N	28		



NOTE:

1. THIS PART IS COMPLIANT WITH JEDEC SPECIFICATION MO-153 VARIATIONS ABT
2. DOES NOT INCLUDE MOLD FLASH, PROTRUSION OR GATE BURRS. MOLD FLASH, PROTRUSIONS OR GATE BURRS SHALL NOT EXCEED 0.15 mm. PER SIDE.
3. DOES NOT INCLUDE INTERLEAD FLASH OR PROTRUSION, INTERLEAD FLASH OR PROTRUSION SHALL NOT EXCEED 0.25 mm. PER SIDE.
4. DOES NOT INCLUDE DAMBAR PROTRUSION, ALLOWABLE DAMBAR PROTRUSION SHALL BE 0.08 mm.
5. LEAD COPLANARITY 100µm MAX
6. CONTROLLING DIMENSIONS IN mm
7. L/F is for Package Code U28E-1C



TITLE:
PACKAGE OUTLINE, 28L
4.40 mm TSSOP EP PKG.

APPROVAL
CHUCK XIA

DOCUMENT CONTROL NO.
21-100182

REV. C 1/1

-DRAWING NOT TO SCALE-