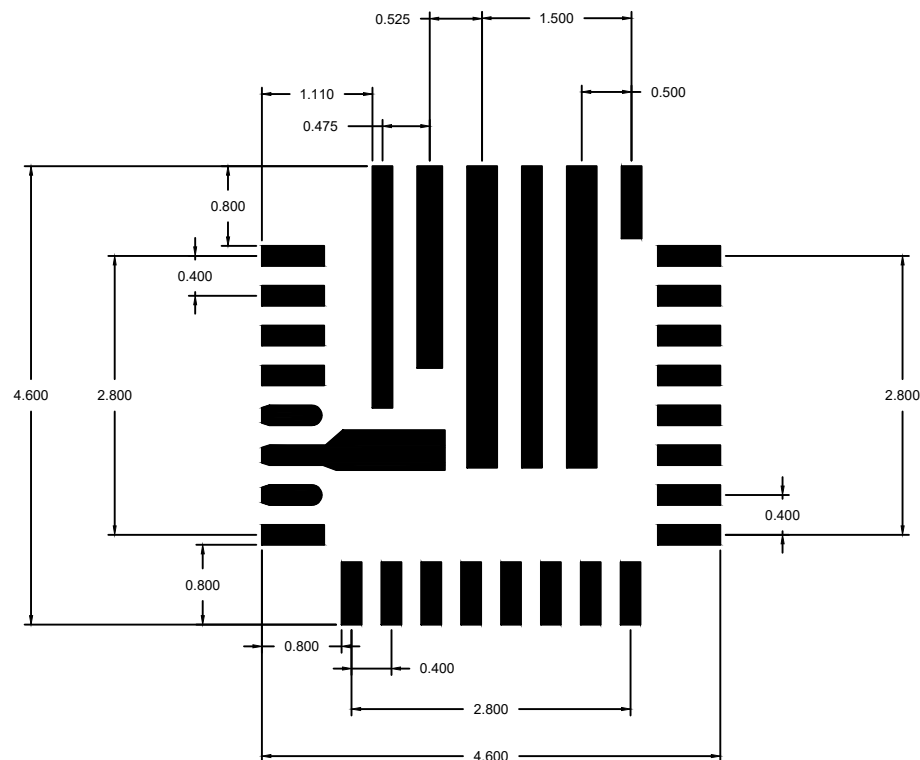
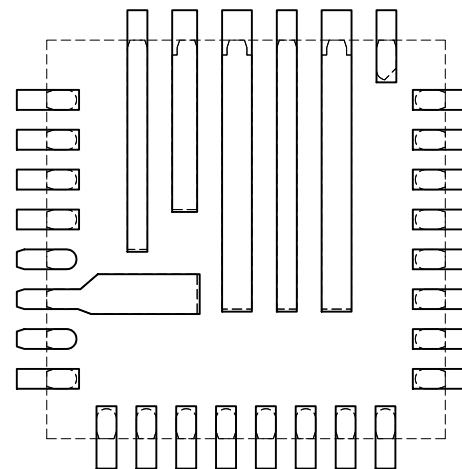


RECOMMENDED LAND PATTERN



PACKAGE OVERLAY



NOTES:

1. REFERENCE PKG. OUTLINE: 21-100278
2. LAND PATTERN COMPLIES TO: IPC7351A.
3. TOLERANCE: ± 0.02 MM.
4. ALL DIMENSIONS APPLY TO PbFREE (+) PKG. CODE ONLY.
5. ALL DIMENSIONS IN MM.

—DRAWING NOT TO SCALE—



maxim
integrated™

This document (including dimensions, notes & specs) is a recommendation based on typical circuit board manufacturing parameters. Since land pattern design depend on many factors unknown to Maxim (eg. user's board manufacturing specs), user must determine suitability for use. This document is subject to change without notice. Contact technical support at <http://www.maxim-ic.com/support> for further questions.

TITLE:
PACKAGE LAND PATTERN,
[F304A4F-1] FC2QFN

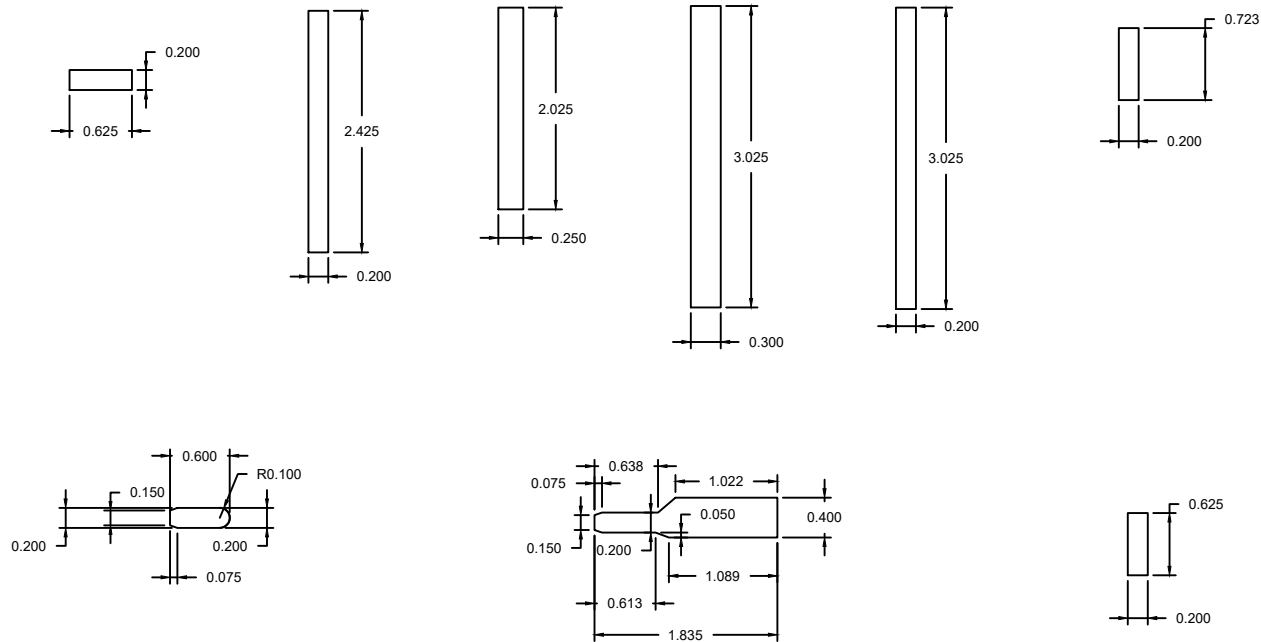
APPROVAL

DOCUMENT CONTROL NO.
90-100100

REV.
A

1/2

DIMENSION DETAILS



—DRAWING NOT TO SCALE—

This document (including dimensions, notes & specs) is a recommendation based on typical circuit board manufacturing parameters. Since land pattern design depends on many factors unknown to Maxim (eg. user's board manufacturing specs), user must determine suitability for use. This document is subject to change without notice. Contact technical support at <http://www.maxim-ic.com/support> for further questions.



TITLE:
PACKAGE LAND PATTERN,
[F304A4F-1] FC2QFN

APPROVAL

DOCUMENT CONTROL NO.
90-100100

REV. A 2/2