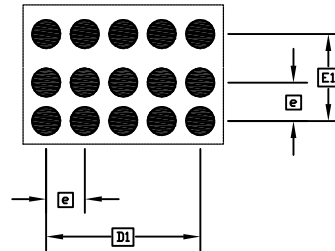


RECOMMENDED LAND PATTERN



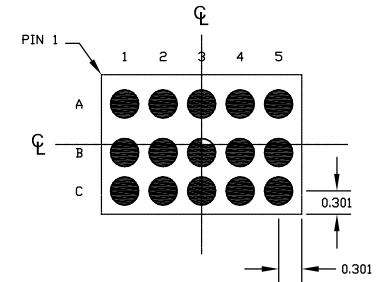
NOTES:

1. REFERENCE PKG. OUTLINE: 21-0908
2. LAND PATTERN COMPLIES TO: IPC7351A.
3. TOLERANCE: ± 0.02 MM.
4. ALL DIMENSIONS APPLY TO PbFREE (+) PKG. CODE ONLY.
5. ALL DIMENSIONS IN MM.

—DRAWING NOT TO SCALE—

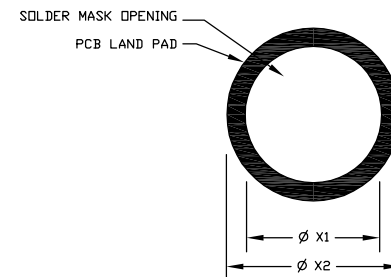
This document (including dimensions, notes & specs) is a recommendation based on typical circuit board manufacturing parameters. Since land pattern design depends on many factors unknown to Maxim (eg. user's board manufacturing specs), user must determine suitability for use. This document is subject to change without notice. Contact technical support at <http://www.maximintegrated.com/support> for further questions.

PACKAGE OVERLAY



DIM	MILLIMETERS			INCHES		
	MIN	NOM	MAX	MIN	NOM	MAX
D1		2.000 BSC			.07874 BSC	
E1		1.130 BSC			.04449 BSC	
e		0.500 BSC			.01969 BSC	
N		15 BALLS			15 BALLS	

PAD DETAIL INFORMATION



DIM	MILLIMETERS			INCHES		
	MIN	NOM	MAX	MIN	NOM	MAX
X1	0.230	0.280	0.330	.00906	.01102	.01299
X2	0.360	—	—	.01417	—	—



TITLE:
PACKAGE LAND PATTERN,
[C152E1+1] WLCSP

APPROVAL

DOCUMENT CONTROL NO.
90-0538

REV. 1
A 1/1